

GCG Sunday School - 14th January 2024

Lesson Outline



Lesson: Conquering the Promised Land
Passage: Joshua 2:1-24; 6:1-6:27
Big Idea: Any kind of person who trusts in the Lord will surely be saved.
Main Aim: Remember that anyone can trust in the Lord to be surely saved.

Please pray for the lesson preparation, that you and the children would be built up by God's word.

Unless you are at the Greenwich service, you will need to bring a **laptop/tablet** to play the videos and songs. If needed, Jonny can provide a **laptop and a Bluetooth speaker**. 😊

Additional resources: [GCG Sunday School Google Drive](#), [Mustard Seeds plan](#)

The Passage

Summary.

God kept his promise made to Abraham - the people were saved with the Exodus!

God's next promise, Canaan, is in sight - Let's take it!

1. Rahab - Rahab heard about the Lord and wanted to be saved. 2:1-24
2. Jericho - The Lord kept his promise to the Israelites, destroying Jericho. 6:1-21
3. Rahab - But because Rahab trusted the Lord's rescue, she was saved. 6:22-25

For them then.

The book of Joshua would make sense with no mention of Rahab.

So this story does show that the Lord is trustworthy, keeping his promise to give Jericho to the people.

But also, with Rahab in the story, we see that even the least likely person (A non-Israelite prostitute) could be saved by trusting the Lord.

For us now.

We can remember that the Lord is trustworthy.

This means that absolutely anyone, no matter what they've done, who hears about Jesus and trusts in him can be saved.

The Age Ranges

Sailors: Ages 3-7

Officers: Ages 8-11

For CW (average age 4-5 years) and Greenwich (average age 6-7 years):
Prepare the lesson for **all ages**. Then prepare your leaders to divide into separate **Sailor** and **Officer** groups for **Heart & Hands** teaching.

Eltham (Sailors average age: 4-5 years, Officers average age: 7-8 years):

Personalise **all material** for the Sailors or Officers.


The Rough Format - Repetition is key.

Get Going
3 min + song



Welcome
Quick Recap
Song

Main Teaching
~15 mins



The Big Idea
The Main Aim

Brain Break
~10 mins



Change of scene

Heart & Hands
~20 mins



Discussion
Activities

Land The Lesson
~10 mins



Recap
Memory Verse
Pray

Outline Idea



Get Going
Welcome, Prayer, Quick Recap & Song

Welcome the children

- This is a good time to connect with the children briefly.

You could ask them a simple question which will connect loosely with the theme.

- Sailors - What kind of people, do you think God might want to be friends with?
- Officers - What kind of people, do you think God would like to save?

Link: Today we'll see that God saved someone we might not expect.
She was saved because she heard and trusted in the Lord.

Prayer

- Let's listen carefully to what God has to say to us today.



Very Speedy Recap - Scroll of time

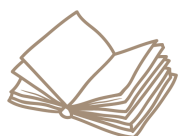
Last week we spoke about: Praising God when we hear what he's done.

Link: This is what someone did in today's passage.

Song

Talk through the words and actions before singing, if needed.

- God's people in God's place: <https://www.youtube.com/watch?v=xivGAMCuvx4>



Main Teaching
Teaching the Big Idea & Main Aim.

Have a Bible open throughout for the children to see that we're teaching from God's word, and not from our heads. Try to get clearly and repeatedly to the Big Idea and Main Aim.

- Visual aid suggestion:

Stick images to the walls to act as a backdrop for the story.

Use sellotape to stick the teaching image characters to straws, to use them as puppets.

Have the children move the characters around the house and out the wall, to show them interacting.

- Lesson Points

1. Rahab was not a good person, not an Israelite, but she trusted the Lord. 2:1-24
2. Jericho was destroyed, the Lord kept his promises. 6:1-21
3. Rahab trusted the Lord's rescue, and so she was saved. 6:22-25

- Application - Main aim expanded.

We might not think some people are the types of people God will want to save.

But anyone who hears about God and wants to be saved, can be saved.

For Rahab, there was no other rescue plan. Only one thing would save her. The same is true for us.

- Extra notes

- Rahab - I'd recommend calling her a "sinful woman" and an "enemy of Israelites", rather than a "prostitute".
- Rahab lies to the king's men. A child may ask if it's ok to lie.

- Sailors

*Explain the passage, asking questions along the way. **Keep it clear.***

Repeat the Big Idea and the Main Aim.

*Use the **lesson points above** with the **teaching images**.*

Tell the story. Feel free to go as fun and interactive as you like!

Brief application - Main Aim expanded

- Officers

*Interactive talk through the text. **Keep it clear.***

Repeat the Big Idea and the Main Aim.

Maybe act it out, or have them draw something, or shout out the best thing they see in the passage, make a puppet show using paper and card, go for a walk outside.

*Use the **lesson points above**.*

Brief application - Main Aim expanded



Brain Break

A chance to rest the children's minds.

Game idea. Feel free to play something different!

- Sailors - Grandma's footsteps - Spies footsteps

Play a variation of the game 'Grandma's Footsteps'. One child will be a soldier facing away.

Make a zone with an entrance "gate" and an exit "window". The children pretend to be spies escaping from the soldiers, crawling. The soldier can turn and say, "I see spies!"

If anyone is moving when the soldier turns, they return to the beginning.

- Officers - Same game? Crawling on tummies? With a safe zone halfway?

Link: The spies snuck through Jericho, and Rahab helped them escape.




Heart and Hands

Think more about the Main Aim with: Discussion and Activities.

Discussion - What would it look like to believe the Main Aim?

Think through with the children what the Main Aim means for our lives.

- You can watch this video to consolidate:

 The Walls of Jericho - Stories of the Bible

- Talk through the Main Aim further.

- Sailors - *The Bible is so good. It tells us exactly what we need to know.*

God can save any kind of person.

It doesn't matter what someone is like, what country they're from, how they look, how they smell.

If anyone trusts in God, repents and believes, he will save them.

- Officers - *The Bible is so good. It tells us exactly what we need to know.*

What kind of people do you think God would never save? Why not?

How do we know anyone can be saved?

What does that mean for us?

Activities - Craft or worksheet

- Sailors - [Craft - Rahab's window](#)

You will also need one piece of string per child, roughly 15cm long. (In the box)

Colour the spies and tower as much as they'd like.

Fold along the dashed lines of Rahab's house.

Help them glue along one edge to join the sides together and form a square 'tower'.

Cut around the spies and push a pencil through the black circles (one by Rahab's hands and two by the spies' hands) as marked to make three small holes.

Thread the piece of string through the holes; start from behind the second spy's hands and then in front of the first spy and then through Rahab's hands.

Use a small piece of sellotape to hold the string in place from within the tower so that the spies hang down the side suspended in the air.

- Officers - [Worksheet](#)
- Extra games - In the GDrive.

If you finish craft early, you may want to play a game with the remaining time.



Land the lesson

Bring everything together with: Recap, Memory Verse and Prayer.

Scroll of time update

- Remind them of the Big Idea and Main Aim.



Memory verse

“Even if you have been banished to the most distant land under the heavens, from there the Lord your God will gather you and bring you back.” Deuteronomy 30:4 (NIVUK)

Ideas for learning the memory verse. I will provide the verse on laminated paper with Blu Tack.

- Sailors - **Actions are available here.**
- Officers - If capable, they can come up with a rap/ spoken word for the verse. They can repeat and improve it each week.

Pray

Encourage the children to pray with you about the Big Idea and Main Aim.

They could **thank/praise God** for it or **ask for help** in believing it.

- Sailors

You could ask for hands up/ thumbs up for those who would like to pray.

You could suggest “Popcorn prayers” - really short prayers. Or “Arrow prayers” - We all shoot up like an arrow at the end. Or you could try the idea we use with Officers.

- Officers

You could pass an object, like a Bible, around the room. When a child receives the Bible, they can choose to pray in their head or aloud.

Sign out with Take Home Sheets

- While signing out with Rollcall, Take Home sheets will be provided to carers and parents about the children’s lesson.

Final notes

The following items will be printed for you and brought to the lesson:

- Main teaching pictures and materials.
- Activities: Sailors craft and Officers worksheets.
- Memory verse, laminated.
- Take Home Sheets.

Additional materials will be available:

- Craft materials.
- Pens, paper, glue, scissors.